

# Storefront Gates

## The Original Galvanized Steel Gate



HEAVY DUTY SCISSOR STOREFRONT GATE



MAXIMUM DUTY HYBRID STOREFRONT GATE

### Each Gate is Custom Manufactured to Protect Openings of any Size

- Protect property and merchandise
- Prevent unauthorized access
- Guard against vandalism
- Maintenance-free galvanized steel construction
- Gates ship in 7-14 business days
- Custom powder coated colors available
- 100% made in America



# Storefront Folding Gates

## Hybrid Storefront Gates (Maximum-Duty)

Designed with a continuous frame, utilizing vertical bars and traditional scissor style webbing, Hybrid Gates provide total coverage and maximum security. Available in single or pair, each gate is custom manufactured to protect openings of any size.

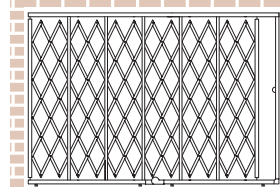


### Hybrid Gate Specs

- Finish:** Galvanized, Powder Coat Colors Available
- Webbing:** 3/8" x 3/4" 14-gauge Steel
- Vertical Channel:** 1-1/4" x 5/8" 14-gauge C-channel
- Trolley:** 1" Steel Wheels
- Top & Bottom Track:** 1-7/8" x 1-5/16" 11-gauge U-channel
- Hinge Bar:** 1-1/2" x 1-1/8" 12-gauge Angle Iron
- Locking Bar:** 1-7/8" x 1-5/16" 11-gauge U-channel
- Hasp:** 3/16" Steel Welded to Frame\*
- Rivets:** 1/4" x 1-1/2" Steel

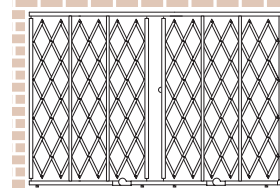
\*Padlock not included, Cylinder Lock optional

#### SINGLE GATES



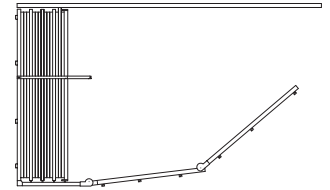
**Fixed Top & Fold-Away Bottom Track**  
Max Width 16' | Max Height 12'

#### PAIR GATES

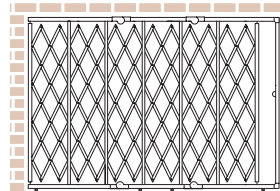


**Fixed Top & Fold-Away Bottom Track**  
Max Width 32' | Max Height 12'

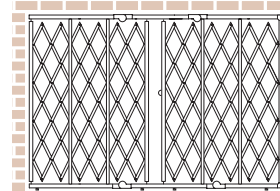
#### TRACK OPTIONS



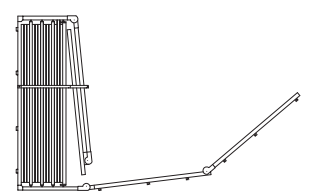
**Fixed Top & Fold-Away Bottom Track**  
Drawing depicts a single gate



**Fold-Away Top & Bottom Tracks**  
Max Width 16' | Max Height 7'9"



**Fold-Away Top & Bottom Tracks**  
Max Width 16' | Max Height 7'9"



**Fold-Away Top & Bottom Tracks**  
Drawing depicts a single gate

## Scissor Storefront Gates (Heavy-Duty)

Gates are designed to secure areas wider than 20' and can be used to protect openings spanning several hundred feet. Scissor Storefront Gates are engineered to be wall-mounted providing heavy-duty security. Use optional top and/or bottom tracks for extra heavy-duty security.



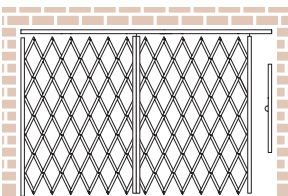
### Scissor Gate Specs

- Finish:** Galvanized, Powder Coat Colors Available
- Webbing:** 3/8" x 3/4" 14-gauge Steel
- Frame:** 1-1/2" x 1-1/2" 12-gauge Angle Iron
- Trolley:** 2" Diameter Steel Wheels
- Mounting Bracket:** 2-1/2" x 7" L-bracket, Zinc Plated
- Hasp:** 3/16" Steel Welded to Frame\*
- Minimum Gate Height:** 34"


\*Padlock not included, Cylinder Lock optional

## Scissor/Lazy Tong Storefront Gate – Top Track

Engineered to be hung like a curtain across any storefront length, Top Track Gates remain in the track. Recommended for storefronts with openings wider than 20'.




**SINGLE GATE – Fixed Top Track**  
Unlimited Width | Max Height 12'



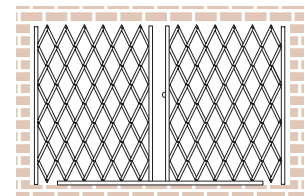
**PAIR GATE – Fixed Top Track**  
Unlimited Width | Max Height 12'

## Window Storefront Gate – Bottom Track

Installed with a continuous frame along the inside of storefront windows provides structural strength and stability. Gates with a bottom track pivot out and swing flat while not in use.



**SINGLE GATE – Fixed Bottom Track**  
Max Width 6' | Max Height 8'6"



**PAIR GATE – Fixed Bottom Track**  
Max Width 12' | Max Height 8'6"

scan to learn more

